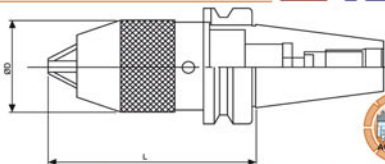


## Drill Chuck Holder / APU



ORDER NO.	TAPER	ØD	KGS	CODE NO.
BT-180	BT30-APU08	37	1	3212-301
BT-181	BT30-APU13	50	1.4	3212-302
BT-182	BT40-APU08	37	1.5	3212-303
BT-183	BT40-APU13	50	2	3212-304
BT-184	BT40-APU16	58	2.5	3212-305
BT-186	BT50-APU13	50	4.7	3212-307
BT-188	BT50-APU16	58	4.8	3212-309



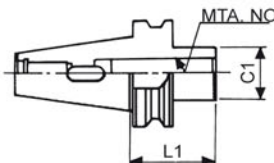
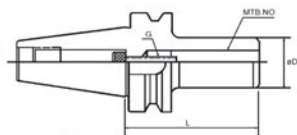
## Morse Taper Adaptor

BT30,40,50-MTA,MTB

MAS 403 BT-SHANK

Pull Stud For MTA Adaptor

Pull Stud For MTB Adaptor



### MTA TYPE (STANDARD TYPE)

ORDER NO.	TAPER	MT.NO.	L1	C1	WEIGHT(KG)	CODE NO.
BT-204	BT30	MT-2	60	32	0.6	3211-091
BT-207		MT-3	80	40	1.2	3211-092
BT-209		MT-1	50	25	1.1	3211-094
BT-212	BT40	MT-2	50	32	1.1	3211-095
BT-213		MT-2	120	32	1.4	3211-095A
BT-215		MT-3	75	40	1.3	3211-096
BT-216		MT-3	135	40	1.7	3211-096A
BT-218	BT50	MT-4	95	48	1.5	3211-097
BT-219		MT-4	165	48	2.3	3211-097A
BT-220		MT-1	45	25	3.5	3211-098
BT-223		MT-2	50	32	3.5	3211-099
BT-224		MT-2	135	32	4	3211-099A
BT-226	BT50	MT-3	65	40	3.6	3211-100
BT-227		MT-3	150	40	4.4	3211-100A
BT-229		MT-4	75	48	3.6	3211-101
BT-230	BT50	MT-4	180	48	4.9	3211-101A
BT-231		MT-5	105	65	4.2	3211-102

Morse Taper Adaptor



### MTB TYPE (STANDARD TYPE)

ORDER NO.	TAPER	MTB.NO.	L	ØD	G	WEIGHT(KG)	CODE NO.
BT-236	BT40	MTB1	45	25	M16	1	3211-105
BT-237		MTB2	45	32	M10	1	3211-106
BT-238		MTB3	75	40	M12	1.2	3211-107
BT-239		MTB4	75	48	M16	1.3	3211-108
BT-241	BT50	MTB2	45	32	M10	3.6	3211-110
BT-242		MTB3	60	40	M12	3.7	3211-111
BT-243		MTB4	75	48	M16	3.7	3211-112
BT-244		MTB5	120	65	M20	5.2	3211-113