

Sidelock End Mill Holder



DIN69871 A

WELDON TYPE

DIN 69871A

■ Dimensions:

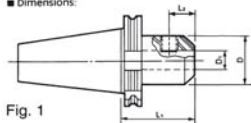


Fig. 1

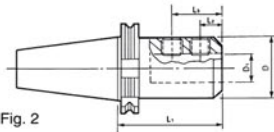


Fig. 2



Unit:mm

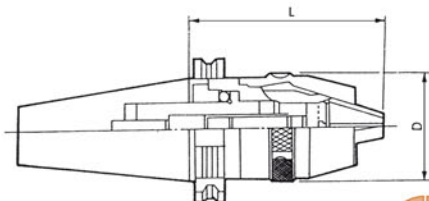


ORDER NO.	SIZE	Fig.	D1	D	L1	L2	L3	WEIGHT (kg)	CODE NO.
SK-417	SK40-EM6-50	1	6	25	50	18	-	1	3213-207
SK-418	SK40-EM8-50	1	8	28	50	18	-	1.1	3213-208
SK-419	SK40-EM10-50	1	10	35	50	20	-	1.1	3213-209
SK-420	SK40-EM12-50	1	12	42	50	22.5	-	1.2	3213-210
SK-421	SK40-EM16-63	1	16	48	63	24	-	1.5	3213-211
SK-422	SK40-EM20-63	1	20	52	63	25	-	1.4	3213-212
SK-423	SK40-EM25-100	2	25	65	100	24	49	2.4	3213-213
SK-427	SK50-EM10-63	1	10	35	63	20	-	3.4	3213-217
SK-428	SK50-EM12-63	1	12	42	63	22.5	-	3.4	3213-218
SK-429	SK50-EM16-63	1	16	48	63	24	-	3.5	3213-219
SK-430	SK50-EM20-63	1	20	52	63	25	-	3.5	3213-220
SK-431	SK50-EM25-80	2	25	65	80	24	49	3.8	3213-221

MILL HOLDER

Drill Chuck Holder / APU

DIN 69871A



Unit:mm



ORDER NO.	SIZE DIN 69871A	SAME SIZE	Clamping range (Ømm)	D	L		WEIGHT (kg)	CODE NO.
					Minimum	Maximum		
SK-511	SK40-APU08	INT-8-SK40	0.5-8	35.6	81	90	1.4	3301-001
SK-512	SK40-APU13	INT-13-SK40	1-13	52	99	111	1.9	3301-002
SK-514	SK50-APU13	INT-13-SK50	1-13	52	93	106	3.9	3301-004
SK-509	SK30-APU08	INT-8-SK30	0.5-8	35.6	80	88	0.7	3301-005
SK-510	SK30-APU13	INT-13-SK30	1-13	52	98	104	1.34	3301-006
SK-515	SK40-APU16	INT-16-SK40	3-16	56.8	127	140	2.4	3301-007
SK-516	SK50-APU16	INT-16-SK50	3-16	56.8	98	111	3.9	3301-008