

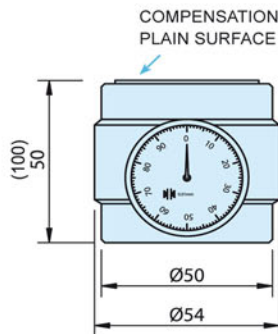
## Z-Zero-Setter



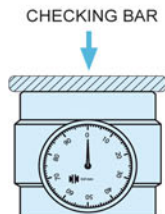
HP-50A



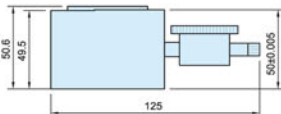
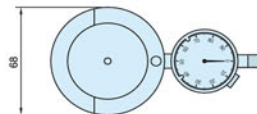
HP-100AM



CHECKING BAR FOR  
50 OR 100 MM POSITION  
AT ZERO POINT



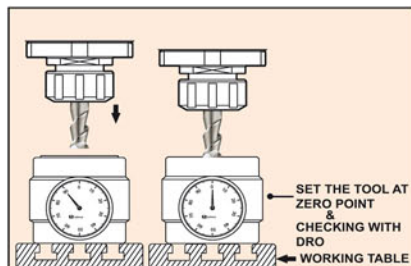
HP-50B



CHECKING BAR FOR  
50 OR 100 MM POSITION  
AT ZERO POINT

- Have the central measuring part of the zero setter presetter against a plain surface and aligned if with the outer reference surface. Turn the dial gauge for zero setting. Have the cutter touched against the z zero setter.
- Once the indicator position at zero, the distance between the tool tip to workpiece is 50mm,  $\pm 0.005$ , 100 mm,  $\pm 0.005$ .

### EXAMPLE



ORDER NO.	H	STYLE	WEIGHT (kg)	CODE NO.
HP-50A	50mm	STANDARD TYPE	1.1	3403-020
HP-50B			1.7	3403-021
HP-50AM		WITH MAGNETIC BASE	1.2	3403-022
HP-50BM			1.7	3403-023
HP-100A	100mm	STANDARD TYPE	1.78	3403-024
HP-100AM		WITH MAGNETIC BASE	1.77	3403-025

NEW