

Lathe Collet Chucks



NEW



Lathe Collets
Please See E29

Please use
DIN6343 collets

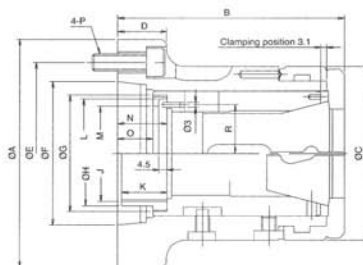
collet illustration



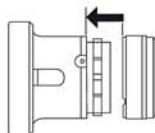
Spring Collet



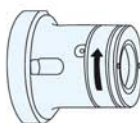
Multi-Bore Collet



LATHE COLLET CHUCKS



Push the cover



Turn the cover



Tighten the cover anti rotation screws

Holding Range

CHUCK	MULTIBORE	SPRING COLLET						
		NO.	CAT NO.	CAT NO.				
CR42	M-673	42	36	30	173E/4728	42	36	30
CR60	M-677	60	52	42	185E/4291	60	52	42

DIMENSIONS

ORDER NO.	A	B	C	D	E	F	G	H	J Max.	K	L	M	N	O	P	R
CR42A5	135	124	100	27	104.78	82.563	M66xP1.5	60	M55xP20	25	62.5	54	27.4	19.4	M10	28
CR42A6	170	124	100	32	133.35	106.375	M66xP1.5	66	M60xP20	25	62.5	54	27.4	19.4	M12	28
CR60A6	170	145	130	27	133.35	106.375	M90xP1.5	67.5	M60xP20	30	83	77	29.9	21.9	M12	39.5

SPECIFICATIONS

ORDER NO.	Diameter of Shank	Material Diameter (mm)	Collet Travel Distance (mm)	Weight (kgs)	Maximum Bearing KN (kgf)	Maximum Holding Power KN (kgf)	Maximum Speed (r.p.m.)	CODE NO.
CR42A5	A2-5	42	7	6.2	25(2549)	55(5608)	6,000	5003-040
CR42A6	A2-6	42	7	8.2	25(2549)	55(5608)	6,000	5003-041
CR60A6	A2-6	60	7	13	33(3365)	59(6016)	5,000	5003-042